

# Why the Grange?



A quick explanation of what the Grange is and what the benefits of membership are to you

# Why the Grange?



- **Basic Structure**

- **What's In It For Me?**



- **How To Join!**

# Basic Structure





- **Membership begins at age 14**
  - At age 14 you are considered an adult
- **Men & women, young & old are equal**
- **The local Community Grange is the base**
  - The members determine the activities of their Grange, not the State or National Grange
  - All State and National policy starts in the local Grange
  - The members choose their leaders

# Basic Structure





- **Meetings are open and family friendly**
  - Nonmembers can attend, but only members vote
  - The entire family can come and participate
- **To have legal meetings**
  - A minimum of 7 members present
  - A bible must be present and open
  - The American Flag must be displayed

# Basic Structure



- **Junior Grange – for children 5 to 14**
- **Community/Subordinate Grange – age 14 and up – Member based - Meets at least monthly**
- **Pomona Grange – County or District level – Member based - meets at least quarterly**
- **State Grange – Minimum of 6 Community Granges – Delegate based - meets at least annually**
- **National Grange – Delegate based – meets annually in November**

# Basic Structure



- **Individual Membership – Minimum dues are \$8 – Full rights to the member**
- **Family Membership – Minimum dues are \$16 – Full rights to all the members of the family**
- **Associate Membership - Minimum dues are \$10 – Limited rights to the member**

# What's In It For Me?



- **Basic Human Personal Needs**
- **Opportunity to Make a Difference**
- **Opportunity to Achieve and Grow**
- **Better Health**

# Basic Human Personal Needs



- **Friendships / Fellowship**

- Life long friendships

- Expanded circle of friends

- Meet new people in a friendly & safe place

- **Fun and Enjoyment**

- Something for everyone

- Grange encourages members to have fun



# Basic Human Personal Needs



## ● Material Benefits

### ○ From National Grange

- For current list go to [www.nationalgrange.org](http://www.nationalgrange.org)

### ○ From State Grange

- For current list go to:

### ○ From Local Grange

- A great deal – affordable
- Networking – members connecting with each other
- Good Food
- Opportunity to fill members and charitable needs
- Partnerships

# Opportunity to Make a Difference



- **Fun or Recreational Activities**
- **Educational Activities**
  - Educate members and public on issues or topics
  - **Promote education – Words For Thirds Program**
- **Legislative Activities**
  - Advocate for policies adopted by Grange members
  - **Educate members and public on current issues**
- **Community Service Activities**
  - Leadership for large projects involving the entire community
  - **Implement community based projects**

# Opportunity to Achieve and Grow



- **Earn Recognition – No matter what your age**
  - **Through Participation – be part of the team**
  - **Through Leadership – Start something and see it through**
  - **Through Contests – Improve your skills while competing with fellow members**

# Opportunity to Achieve and Grow



- **Grow as a Person and Leader**

- Learn how to voice your opinion



- Learn how to initiate action in your Grange

- Learn new skills in different positions

- Be part of a team

- Learn skills that you can use in other aspects of your life

# Better Health



- **Studies show that:**

- People with many friends generally live longer and are healthier

- People who do community service also generally live longer and are healthier during their lives

- People who are part of a supportive and friendly group are happier

# How to Join



- **Do the paperwork**

- Fill out a membership application

- **Pay dues & application fee**

- Be recommended by two members

- **Give paperwork to the Grange Secretary**

- **Be voted into membership by the Grange at a regular meeting**

- **Majority vote**

- May be voted on at meeting the application is received

# How to Join



- **Do the paperwork**
- **Be voted into membership**
- **Be Initiated by one of three methods**
  - Welcoming Ceremony – 5 to 10 minutes – is normally done following vote to accept
  - **Obligation Ceremony – 10 to 15 minutes – normally done following vote to accept**
  - Degree work – About 3 hours – Normally done as follow up to either of the previous methods quarterly or annually

# How to Join



- Do the paperwork
- Be voted into membership
- Be Initiated
- You Are Now A Member!



# For More Information



- **Ask any Grange member**
- **Visit your local Grange**
- **Check out websites for your local Grange and/or your state Grange**
- **Check out the National Grange website – [www.nationalgrange.org](http://www.nationalgrange.org)**

# Why Not the Grange!



**We would love to have you as a member of our Grange!**